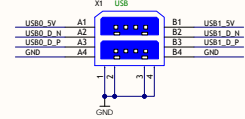
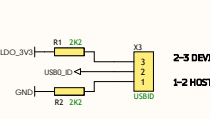


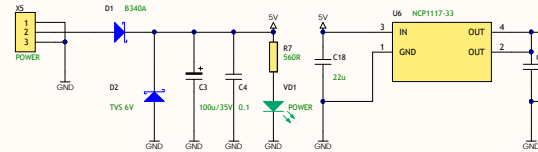
USB power switches



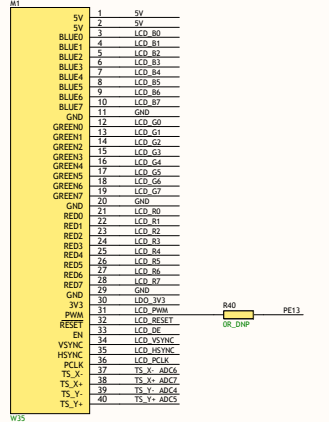
USB0 mode select



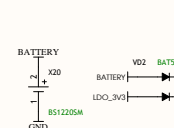
5V Power connector



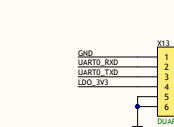
LCD connector



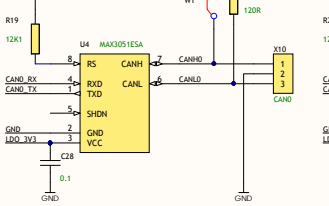
Battery holder



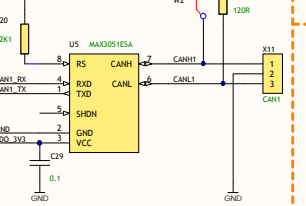
DUART connector



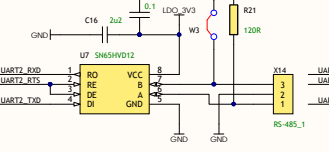
CAN0



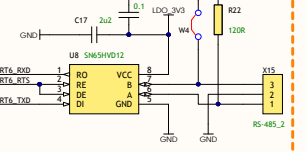
CAN1



RS485




RS485

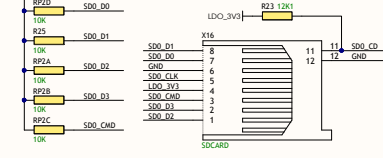


Pinout table for the EV-NUC972-SODIMM module, listing pins 1-200 and their corresponding signals such as VCC, GND, SCK, CS0, CS1, CS2, CS3, CS4, CS5, CS6, CS7, CS8, CS9, CS10, CS11, CS12, CS13, CS14, CS15, CS16, CS17, CS18, CS19, CS20, CS21, CS22, CS23, CS24, CS25, CS26, CS27, CS28, CS29, CS30, CS31, CS32, CS33, CS34, CS35, CS36, CS37, CS38, CS39, CS40, CS41, CS42, CS43, CS44, CS45, CS46, CS47, CS48, CS49, CS50, CS51, CS52, CS53, CS54, CS55, CS56, CS57, CS58, CS59, CS60, CS61, CS62, CS63, CS64, CS65, CS66, CS67, CS68, CS69, CS70, CS71, CS72, CS73, CS74, CS75, CS76, CS77, CS78, CS79, CS80, CS81, CS82, CS83, CS84, CS85, CS86, CS87, CS88, CS89, CS90, CS91, CS92, CS93, CS94, CS95, CS96, CS97, CS98, CS99, CS100, CS101, CS102, CS103, CS104, CS105, CS106, CS107, CS108, CS109, CS110, CS111, CS112, CS113, CS114, CS115, CS116, CS117, CS118, CS119, CS120, CS121, CS122, CS123, CS124, CS125, CS126, CS127, CS128, CS129, CS130, CS131, CS132, CS133, CS134, CS135, CS136, CS137, CS138, CS139, CS140, CS141, CS142, CS143, CS144, CS145, CS146, CS147, CS148, CS149, CS150, CS151, CS152, CS153, CS154, CS155, CS156, CS157, CS158, CS159, CS160, CS161, CS162, CS163, CS164, CS165, CS166, CS167, CS168, CS169, CS170, CS171, CS172, CS173, CS174, CS175, CS176, CS177, CS178, CS179, CS180, CS181, CS182, CS183, CS184, CS185, CS186, CS187, CS188, CS189, CS190, CS191, CS192, CS193, CS194, CS195, CS196, CS197, CS198, CS199, CS200.

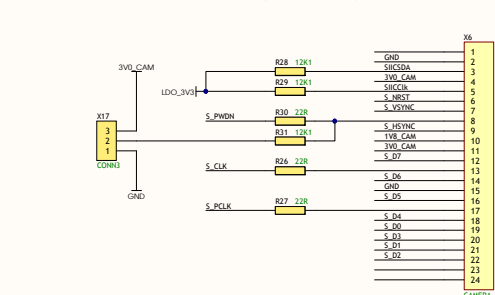
Reset button



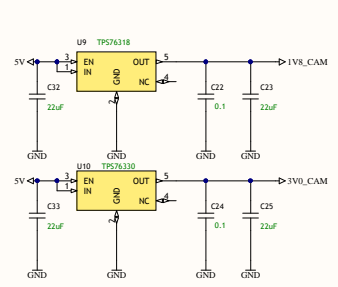
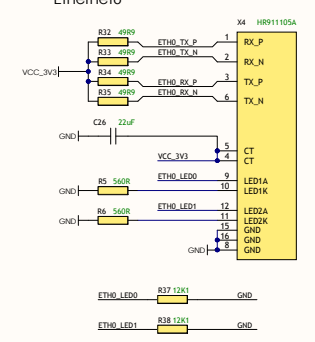
micro SD card connector



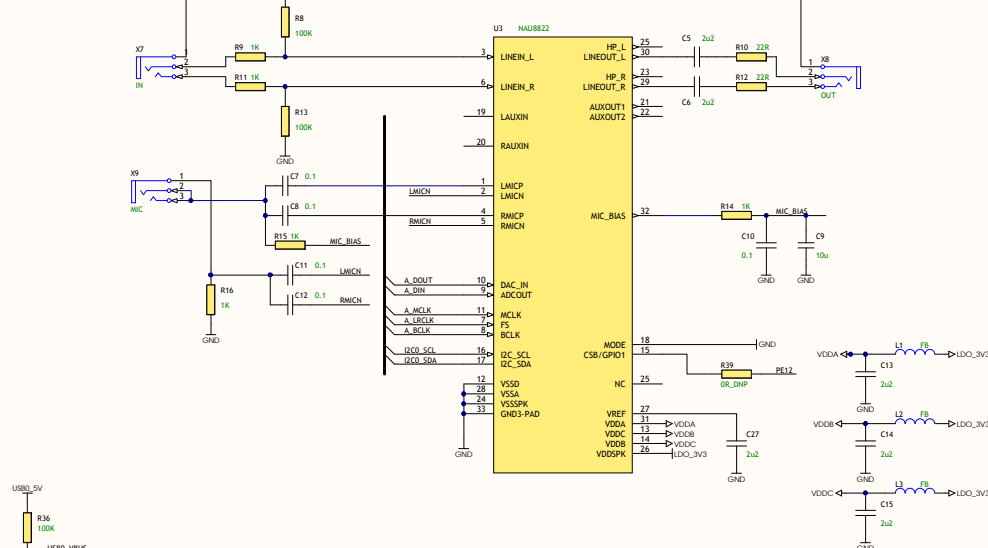
Camera connector (Not installed)



Ethernet0



Audiocodec



PCB repers



Mounting holes

